

# 2019 Tundra



# Built to go the distance.

With a lineage that goes back more than 50 years and iconic nameplates like Land Cruiser and Hilux, Toyota trucks have come to define the word "tough." And there are few things tougher than the 2019 Toyota Tundra full-size pickup. With its available 5.7-liter V8 and overbuilt drivetrain, properly equipped Tundras can tow over 10,000 lbs<sup>5</sup>. Grades like Tundra Platinum and 1794 Edition mean you can haul all that cargo in style and comfort too. And, of course, each Tundra is assembled with pride in the great state of Texas\* So whether you're looking to haul lumber to the work site or simply haul through the desert, there's a 2019 Tundra built just for you. They say that true strength endures, and we're here to prove it. Let's get to work.



Limited CrewMax shown in Cavalry Blue with available power tilt/slide moonroof, running boards and Limited Premium Package. Prototype shown with options. See numbered footnotes in Disclosures section. \*Assembled in Texas with U.S. and globally sourced parts.



The 2018 Tundra has the best resale value of 1/2-ton pickups<sup>49</sup>



# Where power meets efficiency.

With two powerful i-FORCE engines to choose from — a brawny 5.7L V8 or an efficient 4.6L V8 — there's a Tundra built to match your needs. Both engines feature Dual Independent Variable Valve Timing with intelligence (VVT-i) to optimize engine breathing for maximum power and efficiency. The Acoustic Control Induction System (ACIS) automatically adjusts intake runner length for optimal torque and performance. And to help handle the remarkable torque from the 5.7L V8, we equipped it with a 6-speed automatic transmission, two-piece drive shaft and massive 10.5-in. ring gear. So whether you're towing, hauling or just heading home, you can rest assured that Tundra carries a payload of capability.




## TAKE CHARGE OF ANY TERRAIN WITH TUNDRA i-FORCE 4.6L V8

Tundra's 4.6L i-FORCE V8 may be compact, but the engine utilizes Dual Independent Variable Valve Timing with intelligence and Acoustic Control Induction System technology to produce an impressive 310 hp and 327 lb.-ft. of torque.

## BIGGER JOBS AND SMALLER EFFORT WITH TUNDRA i-FORCE 5.7L V8

Tundra's available i-FORCE 5.7L V8 has the muscle to cut big jobs down to size, delivering 381 hp and 401 lb.-ft. of torque, thanks to Double Overhead Cams, 32 valves and Dual Independent Variable Valve Timing with intelligence.



## Rule the road and the work site.

### **Tundra CrewMax**

- Available on SR5, Limited, Platinum, 1794 Edition and TRD Pro
- Two full-size front doors and two full-size rear doors
- 5.5-ft. bed length
- Standard bench seat with fold-down center console on SR5; standard front bucket seats on Limited, Platinum, 1794 Edition and TRD Pro
- Easy lower and lift tailgate



## Ready for work and the weekend.

### **Tundra Double Cab**

- Available on SR, SR5 and Limited
- Two full-size front doors and two forward-hinged rear doors
- 6.5-ft. or 8.1-ft. bed lengths
- Standard bench seat with fold-down center console on SR5; standard front bucket seats on Limited
- Easy lower and lift tailgate



TRD PRO

**TRD PRO**

# Show the trail who's boss. The 2019 Tundra TRD Pro.

Whether it's taking on the harshest deserts, exploring the deepest jungles or simply running your favorite local trail, Tundra TRD Pro has always performed when the roads get dirty. And now it's back and ready for more. Engineered by the team at Toyota Racing Development, the 2019 Toyota Tundra TRD Pro is equipped to take you way, way, way off-road.<sup>44</sup> Standard features include lightweight 18-in. forged aluminum BBS® wheels, a TRD-tuned FOX®<sup>7</sup> off-road suspension, a ¼-inch-thick aluminum skid plate and a heritage-inspired front grille. It's one tough truck that will take you to places you never thought possible.



TRD Pro CrewMax shown in Super White.

See footnote 44 in Disclosures section for more information on off-roading. See numbered footnotes in Disclosures section.

## TRD PRO SERIES

### TRD-TUNED SUSPENSION

This is hard-core engineering. New FOX<sup>®7</sup> shocks tuned by TRD give you the ultimate in comfort and control. Featuring 2.5-in. aluminum housings; hardened, oversize shock shafts; and remote reservoirs in the rear; this suspension helps smooth out the rough stuff.

See numbered footnotes in Disclosures section.

### TRD PRO DUAL EXHAUST

Tundra TRD Pro comes standard with a dual exhaust featuring black chrome exhaust tips. This mandrel-bent exhaust not only amplifies this truck's good looks; it also helps make the powerful 5.7-liter V8 sound really, really good.




### RIGID INDUSTRIES<sup>®2</sup> LED FOG LIGHTS

Designed for an OEM-perfect fit, these Rigid Industries<sup>®</sup> LED fog lights pack a lot of brightness into a compact package. Rugged construction and a 35-degree wide-angle beam pattern help ensure you have light when, and where, you need it.

### TRD PRO WHEELS

These BBS<sup>®</sup> wheels do more than just look good; they also help improve the overall performance of Tundra TRD Pro. Constructed from forged aluminum, these alloys reduce unsprung mass by 3.35 lbs. per wheel. Not only does this help improve cornering response, but it also enhances overall ride quality.



# Streets, bow down to your king. The TRD Sport Package.

---

Toyota Racing Development (TRD) is one of the most revered names in performance. That's why the team at TRD goes above and beyond to ensure that, when a vehicle wears the TRD name, it lives up to the heritage. So you can bet that Tundra with the TRD Sport Package is no ordinary truck. Its commanding presence, 20-in. TRD Sport Package alloy wheels and powerful hood scoop will get you noticed on the streets. You'll notice the sharpened handling that comes from the sport-tuned suspension. It's one bold ride that will help you rule every road.



## **TRD SPORT BILSTEIN® SHOCKS AND TRD FRONT AND REAR ANTI-SWAY BARS**

The TRD Sport Package gets a unique suspension that includes TRD front and rear anti-sway bars and Bilstein® dampers — all tuned by the engineers at Toyota Racing Development.



## **LED HEADLIGHTS**

More light. More efficiency. And a whole lot more attitude. In addition to the available LED fog lights, Tundra's LED headlights incorporate a head-turning Daytime Running Lights (DRL) treatment, giving this truck an aggressive look that won't be ignored.



## **TRD SHIFT KNOB**

Keep a firm grip on things. The leather-wrapped shift knob features silver-accented trim and the TRD logo.

TRD SPORT



SR5 CrewMax shown in Magnetic Gray Metallic with available TRD Sport Package and TRD Sport Convenience Package. Prototype shown with options.



#### TRD OFF-ROAD PACKAGE<sup>44</sup>

This comprehensive upgrade package includes 18-in. split 5-spoke TRD Off-Road Package alloy wheels and all-terrain P275/65R18 tires, trail-tuned Bilstein<sup>®</sup> shock absorbers, engine skid plate, fuel tank skid plate, bedside TRD Off-Road decals and front tow hooks<sup>6</sup> (on 4x2 models; standard on 4x4 models).

#### AUTOMATIC LIMITED-SLIP DIFFERENTIAL (AUTO LSD)<sup>46</sup>

Auto LSD uses the rear brakes to simulate the action of a mechanical limited-slip differential and is much easier to maintain. With Auto LSD, Tundra automatically applies brake pressure to the powered wheel with limited to no traction without restricting engine power. This helps increase resistance at the slipping wheel, which in turn helps feed power to the wheel with grip. With Auto LSD, even a 4x2 Tundra can pull itself out of many low-traction situations.

#### 4WD ACTIVE TRACTION CONTROL (A-TRAC)

Tundra models equipped with 4WD include an A-TRAC system that optimizes traction across the front and rear axles simultaneously, helping improve grip on low-traction surfaces. This A-TRAC system also allows full use of the 2-speed transfer case, so you always have on-demand access to Tundra's incredible torque.

# Works hard on the weekend too.

We expect a lot more from our weekends. We crave dirt, speed and action. So that's why we created the awesome Tundra TRD Off-Road Package.<sup>44</sup> Available on 1794 Edition, Limited and SR5 grades, this package equips Tundra with unique 18-in. wheels wrapped in Michelin all-terrain tires and TRD Off-Road bedside decals. The suspension gets an overhaul too, with 46mm Bilstein<sup>®</sup> monotube-type shocks tuned by Toyota Racing Development, dual-rate front springs and unique dual-rate rear leaf springs. And when equipped on 2WD Tundras, this package also includes front tow hooks<sup>6</sup>. You know — the stuff you want when taking on gnarly terrain.



SR5 Double Cab shown in Silver Sky Metallic with available TRD Off-Road Package,<sup>44</sup> deck rail system<sup>3</sup> and accessory spray-on bedliner. Prototype shown with options.

See footnote 47 in Disclosures section for more information on payload.

# Heavy-duty safety to help carry you through the long haul.

Toyota's Star Safety System™ is a suite of six safety features offered standard on every new Toyota Tundra. The system includes Vehicle Stability Control (VSC),<sup>33</sup> Traction Control (TRAC), Anti-lock Brake System (ABS) with Electronic Brake-force Distribution (EBD), Brake Assist (BA)<sup>34</sup> and Smart Stop Technology® (SST).<sup>35</sup> Termed "active" safety features, they're designed to operate in certain situations to help prevent accidents from occurring in the first place.



## INTUITIVE CONTROL LAYOUT

Tundra features a 4.2-in. full-color Multi-Information Display (MID) to help you get useful driving data at a glance. This screen can be programmed to show features including an odometer, tripmeters, average fuel economy, cruising range and Toyota Safety Sense™ P (TSS-P)<sup>28</sup> alerts. On Tundras equipped with the 5.7L V8, this screen can be programmed to function as an Integrated Trailer Brake Controller (ITBC)<sup>26</sup> monitor.



## EIGHT AIRBAGS<sup>36</sup>

Tundra also comes equipped with driver and front outboard passenger airbags, side curtain airbags, and front seat-mounted side airbags. Additionally, driver and front outboard passenger knee airbags are standard equipment.



## STAR SAFETY SYSTEM™

Star Safety System™ includes Vehicle Stability Control (VSC),<sup>33</sup> Traction Control (TRAC), Anti-lock Brake System (ABS) with Electronic Brake-force Distribution (EBD), Brake Assist (BA)<sup>34</sup> and Smart Stop Technology® (SST).<sup>35</sup> At speeds greater than five miles per hour, when the accelerator is depressed first and the brakes are then applied firmly for longer than one-half second, Smart Stop Technology® is designed to help the driver bring the vehicle to a stop.

SAFETY



Platinum CrewMax shown in Midnight Black Metallic with available chrome tube steps. Prototype shown with options.



# Designed for safety.

Toyota Safety Sense™ P (TSS-P)<sup>28</sup> is a bundle of active safety features that comes standard on every new Toyota Tundra. These innovative features were designed to help protect you and your passengers from harm.



## DYNAMIC RADAR CRUISE CONTROL (DRCC)<sup>23</sup>

Intended for highway use and similar to “constant speed” cruise control, Dynamic Radar Cruise Control (DRCC) lets you drive at a preset speed. DRCC uses vehicle-to-vehicle distance control, which adjusts your speed, to help you maintain a preset distance from vehicles ahead of you that are driving at a slower speed. DRCC uses a front-grille-mounted radar and an in-vehicle camera designed to detect vehicles and their distance. If a driver is traveling slower than you, or within your preset range, DRCC will automatically slow your vehicle down without deactivating cruise control. If DRCC determines you need to slow down more, an audio and visual alert notifies you and brakes are applied. When there’s no longer a vehicle driving slower than your preset speed in front of you, DRCC will then accelerate to the preset speed.



## LANE DEPARTURE ALERT (LDA)<sup>24</sup> WITH SWAY WARNING SYSTEM (SWS)<sup>31</sup>

Under certain circumstances, Lane Departure Alert (LDA) with Sway Warning System (SWS) is designed to help detect lane departures on roads with visible lane markings. LDA only activates when you’re traveling at a speed of 32 mph or higher. When you see and hear the alert, after carefully checking the road around you, you should safely direct your vehicle back to the center of your lane.



## AUTOMATIC HIGH BEAMS (AHB)<sup>32</sup>

Automatic High Beams (AHB) are a safety system designed to help you see more clearly at night — without distracting other drivers. Designed to activate at speeds above 25 mph, AHB rely on an in-vehicle camera to help detect the headlights of oncoming vehicles and taillights of preceding vehicles, then automatically toggle between high and low beams accordingly to provide the appropriate amount of light. By using high beams more frequently, the system may allow earlier detection of pedestrians and obstacles.



## PRE-COLLISION SYSTEM<sup>29</sup> WITH PEDESTRIAN DETECTION<sup>30</sup> (PCS w/PD)

Using an in-vehicle camera and radar to help detect a vehicle or a pedestrian in front of you, the Pre-Collision System with Pedestrian Detection (PCS w/PD) can help you mitigate or avoid a potential collision. If the system determines that a frontal collision is likely, it prompts you to take action using audio and visual alerts. If you notice the potential collision and apply the brakes, PCS w/PD may apply additional force using Brake Assist (BA)<sup>34</sup> If you don’t brake in time, it may automatically apply the brakes to reduce your speed, helping to minimize the likelihood of a frontal collision or reduce its severity.

# Comfort is its strong suit.

There's nothing wrong with embracing one's softer side — especially when that softer side is found inside Tundra. The optimal blend of functionality and comfort, this spacious cabin gives you and your crew plenty of room to stretch out. Premium materials are used throughout, giving this rugged interior a solid, upscale feel. An intuitive control layout puts what you need right where you need it, and available dual zone climate control helps ensure that everyone stays comfortable, no matter the ride. And for those times when you want to take in some fresh air, Tundra CrewMax also features a standard power vertical rear window.



## POWER VERTICAL WINDOW

Let the outside in. Tundra's class-exclusive<sup>50</sup> available power vertical window lets you roll the rear glass all the way down with the simple press of a button.



## DUAL ZONE CLIMATE CONTROL

Tundra is available with dual zone automatic climate control with individual temperature settings for the driver and front passenger. We know your truck can double as your office, so this helps keep everyone comfortable.



## SPLIT FOLD-UP REAR SEATS

To create even more usable cabin space, Double Cab and CrewMax rear seats fold up, instead of flat. This not only creates more room, but it also makes it easier to load cargo.<sup>51</sup>

INTERIOR



Platinum interior shown in Black. Prototype shown.

# A smarter way to take command.

Whether you're hitting the river or heading to the job site, Tundra's got the tech to help you keep track of the stuff that matters most. The powerful Entune™ Audio system with backup camera<sup>9</sup> comes standard, as does Trailer-Sway Control.<sup>39</sup> With its available Blind Spot Monitor (BSM)<sup>4</sup> with Rear Cross-Traffic Alert (RCTA),<sup>38</sup> Tundra continues to put a priority on safety. And the 4.2-in. Multi-Information Display (MID) puts Tundra's vitals front and center, so all you have to do is enjoy the ride.



## BLIND SPOT MONITOR (BSM)<sup>4</sup> WITH REAR CROSS-TRAFFIC ALERT (RCTA)<sup>38</sup>

The available Blind Spot Monitor (BSM) with Rear Cross-Traffic Alert (RCTA) helps you identify vehicles that might be in a blind spot. When you use your turn signal and BSM detects a vehicle, it warns you with a flashing indicator light on the appropriate outside mirror.



## ENTUNE™ PREMIUM JBL®<sup>21</sup> AUDIO

The available Entune™ Premium JBL® Audio with Integrated Navigation<sup>19</sup> and Entune® App Suite<sup>20</sup> puts a lot of popular apps and data services right at your fingertips. Best of all, you can access all this tech hands-free when paired with your Bluetooth®-compatible<sup>13</sup> smartphone.



## INTEGRATED BACKUP CAMERA<sup>9</sup>

Tundra's standard backup camera helps make hitching up that boat a bit easier. When you shift into Reverse, the 6.1-in. or available 7-in. touch-screen displays an image of what the camera sees behind you.

INTERIOR



1794 Edition CrewMax interior shown in premium Brown leather trim. Prototype shown with options.



# Take towing to a whole new level.

Tundra owners take on and tow a lot — workloads, home improvement projects and last-minute getaways. When properly equipped, Tundra has a payload capacity of up to 1730 lbs.<sup>47</sup> plus an available deck rail system<sup>3</sup> and an easy lower and lift tailgate, to make these adventures a little easier to tackle. Some say loading, unloading, hauling and towing a ton of lumber, gear and supplies is a ton of work.<sup>6</sup> Tundra owners have another word for it: Saturday.




## AVAILABLE DECK RAIL SYSTEM<sup>3</sup>

Pile it on: Tundra can take it. Home improvement? Lawn resodding? A footpath? No problem. The available deck rail system incorporates four adjustable tie-down cleats, each rated at 220 lbs.<sup>47</sup>



## INTEGRATED TRAILER BRAKE CONTROLLER (ITBC)<sup>26</sup>

All 2019 Tundras equipped with the i-FORCE 5.7L V8 come standard with an Integrated Trailer Brake Controller (ITBC). When connected to a compatible trailer, this system will help your trailer apply its brakes when you apply the brakes in your Tundra. You can also easily monitor system controls while driving via the Multi-Information Display (MID). In other words, it's one more way Tundra gives you more control over what's going on behind you.



## POWERFUL BRAKES

A big part of controlling a trailer is having the ability to stop it. Massive 13.9-in. front brake rotors and beefy 4-piston front brake calipers help Tundra keep speeds in check — even when hauling those heavy loads.

TOWING AND PAYLOAD



1794 Edition CrewMax shown in Smoked Mesquite with available power tilt/slide moonroof and running boards. Prototype shown with options.

See footnote 6 in Disclosures section for more information on towing.

## TUNDRA MODELS



# SR

Available in Double Cab

### Drivetrain/Powertrain

- 5.7-Liter Aluminum i-Force V8 DOHC 32-Valve with Dual Independent Variable Valve Timing with intelligence (VVT-i)
  - 381 hp @ 5600 rpm; 401 lb.-ft. @ 3600 rpm
  - Tow Package<sup>5</sup>
- 4.6-Liter Aluminum i-Force V8 DOHC 32-Valve with Dual Independent Variable Valve Timing with intelligence (VVT-i)
  - 310 hp @ 5600 rpm; 327 lb.-ft. @ 3400 rpm
- 6-speed Electronically Controlled automatic Transmission with intelligence (ECT-i)
- Rear-Wheel Drive (RWD) or 4WDemand part-time 4WD

### Exterior Features

- 18-in. styled steel wheels
- Halogen headlights with LED Daytime Running Lights (DRL)
- Front and rear mudguards
- Black heated power outside mirrors
- Towing hitch receiver<sup>6</sup> (4.6L V8 only)

### Interior Features

- Entune™ Audio with 6.1-in. touch-screen
- Bluetooth®<sup>13</sup> wireless technology
- USB media port<sup>10</sup> with charging capability
- Integrated backup camera<sup>9</sup>
- 4.2-in. Multi-Information Display (MID)
- 40/20/40 split fold-down front bench fabric seat
- Power windows and door locks
- Integrated Trailer Brake Controller (ITBC)<sup>26</sup> (5.7L V8 only)

### Safety/Convenience

- Toyota Safety Sense™ P (TSS-P)<sup>28</sup> includes:
  - Pre-Collision System<sup>29</sup> with Pedestrian Detection<sup>30</sup> (PCS w/PD)
  - Lane Departure Alert (LDA)<sup>24</sup> with Sway Warning System (SWS)<sup>31</sup>
  - Automatic High Beams (AHB)<sup>32</sup>
  - Dynamic Radar Cruise Control (DRCC)<sup>23</sup>
- Star Safety System™

### Options and Packages

- Work Truck Package
- Tow mirrors (5.7L V8 only)
- Running boards
- Deck rail system<sup>3</sup>



# SR5

Available in Double Cab and CrewMax

### Drivetrain/Powertrain

- 5.7-Liter Aluminum i-Force V8 DOHC 32-Valve with Dual Independent Variable Valve Timing with intelligence (VVT-i)
  - 381 hp @ 5600 rpm; 401 lb.-ft. @ 3600 rpm
  - Tow Package<sup>5</sup>
- 4.6-Liter Aluminum i-Force V8 DOHC 32-Valve with Dual Independent Variable Valve Timing with intelligence (VVT-i)
  - 310 hp @ 5600 rpm; 327 lb.-ft. @ 3400 rpm
- 6-speed Electronically Controlled automatic Transmission with intelligence (ECT-i)
- Rear-Wheel Drive (RWD) or 4WDemand part-time 4WD

### Exterior Features

- Gray grille with chrome surround
- 18-in. styled steel wheels
- Halogen headlights with LED Daytime Running Lights (DRL)
- Halogen fog lights
- Chrome front and rear bumper endcaps

### Interior Features

- Entune™ Audio Plus with 7-in. high-resolution touch-screen
- HD Radio™<sup>15</sup> and SiriusXM® Satellite Radio<sup>17</sup>
- Bluetooth®<sup>13</sup> wireless technology
- USB media port<sup>10</sup> with charging capability
- 40/20/40 split fold-down front bench fabric seat
- Integrated backup camera<sup>9</sup>
- Integrated Trailer Brake Controller (ITBC)<sup>26</sup> (5.7L V8 only)

### Safety/Convenience

- Toyota Safety Sense™ P (TSS-P)<sup>28</sup> includes:
  - Pre-Collision System<sup>29</sup> with Pedestrian Detection<sup>30</sup> (PCS w/PD)
  - Lane Departure Alert (LDA)<sup>24</sup> with Sway Warning System (SWS)<sup>31</sup>
  - Automatic High Beams (AHB)<sup>32</sup>
  - Dynamic Radar Cruise Control (DRCC)<sup>23</sup>
- Star Safety System™

### Options and Packages

- SR5 Upgrade Package
  - 38-gallon fuel tank (5.7L V8 only)
- Convenience Package
- TRD Sport Package (5.7L V8 only)
- TRD Sport Convenience Package
- TRD Off-Road Package<sup>44</sup> (5.7L V8 only)
- SX Package
- 18-in. 5-spoke alloy wheels
- Entune™ Premium Audio with Integrated Navigation<sup>19</sup> and Entune® App Suite<sup>20</sup>
- Tow mirrors (5.7L V8 only)
- Running boards
- Deck rail system<sup>3</sup>



# Limited

Available in Double Cab and CrewMax

### Drivetrain/Powertrain

- 5.7-Liter Aluminum i-Force V8 DOHC 32-Valve with Dual Independent Variable Valve Timing with intelligence (VVT-i)
  - 381 hp @ 5600 rpm; 401 lb.-ft. @ 3600 rpm
  - Tow Package<sup>5</sup>
- 6-speed Electronically Controlled automatic Transmission with intelligence (ECT-i)
- Rear-Wheel Drive (RWD) or 4WDemand part-time 4WD

### Exterior Features

- Silver grille with chrome surround
- 20-in. split 5-spoke alloy wheels
- LED headlights with LED Daytime Running Lights (DRL) and LED fog lights
- Chrome heated outside mirrors
- Deck rail system<sup>3</sup>
- 38-gallon fuel tank

### Interior Features

- Entune™ Premium Audio with Integrated Navigation<sup>19</sup> and Entune® App Suite<sup>20</sup>
- Leather-trimmed seats
- Heated front bucket seats with power driver and passenger seating
- Dual zone automatic climate control
- Auto-dimming rearview mirror with HomeLink®<sup>27</sup> universal transceiver
- Power horizontal sliding rear window (Double Cab models)
- Power vertical rear window (CrewMax models)
- Integrated Trailer Brake Controller (ITBC)<sup>26</sup>

### Safety/Convenience

- Toyota Safety Sense™ P (TSS-P)<sup>28</sup> includes:
  - Pre-Collision System<sup>29</sup> with Pedestrian Detection<sup>30</sup> (PCS w/PD)
  - Lane Departure Alert (LDA)<sup>24</sup> with Sway Warning System (SWS)<sup>31</sup>
  - Automatic High Beams (AHB)<sup>32</sup>
  - Dynamic Radar Cruise Control (DRCC)<sup>23</sup>
- Star Safety System™

### Options and Packages

- Limited Premium Package
  - Entune™ Premium Audio with Integrated Navigation<sup>19</sup> and Entune® App Suite<sup>20</sup> (CrewMax only)
- TRD Off-Road Package<sup>44</sup>
- Tow mirrors
- Running boards
- Power tilt/slide moonroof with sliding sunshade (CrewMax only)

## TUNDRA MODELS



# Platinum

Available in CrewMax

### Drivetrain/Powertrain

- 5.7-Liter Aluminum i-Force V8 DOHC 32-Valve with Dual Independent Variable Valve Timing with intelligence (VVT-i)
  - 381 hp @ 5600 rpm; 401 lb.-ft. @ 3600 rpm
  - Tow Package<sup>6</sup>
- 6-speed Electronically Controlled automatic Transmission with intelligence (ECT-i)
- Rear-Wheel Drive (RWD) or 4WDemand part-time 4WD

### Exterior Features

- Black grille with color-keyed grille surround
- 20-in. 6-spoke alloy wheels
- LED headlights with LED Daytime Running Lights (DRL) and LED fog lights
- Chrome heated auto-dimming and power-folding mirrors
- Color-keyed front and rear bumpers
- 38-gallon fuel tank
- Platinum badging

### Interior Features

- Entune™ Premium JBL<sup>®21</sup> Audio with Integrated Navigation<sup>19</sup> and Entune® App Suite<sup>20</sup>
- Black premium perforated leather-trimmed seats
- Heated and ventilated front bucket seats
- Power tilt/telescopic steering wheel
- Memory system for seats, outside mirrors and steering wheel
- Brushed-metal-style trim
- Dual zone automatic climate control
- Unique floor mats<sup>22</sup>
- Power vertical rear window
- Integrated Trailer Brake Controller (ITBC)<sup>26</sup>

### Safety/Convenience

- Toyota Safety Sense™ P (TSS-P)<sup>28</sup> includes:
  - Pre-Collision System<sup>29</sup> with Pedestrian Detection<sup>30</sup> (PCS w/PD)
  - Lane Departure Alert (LDA)<sup>24</sup> with Sway Warning System (SWS)<sup>31</sup>
  - Automatic High Beams (AHB)<sup>32</sup>
  - Dynamic Radar Cruise Control (DRCC)<sup>23</sup>
- Star Safety System™
- Blind Spot Monitor (BSM)<sup>4</sup> with Rear Cross-Traffic Alert (RCTA)<sup>38</sup>
- Front and rear parking assist sonar<sup>37</sup>

### Options and Packages

- Running boards
- Power tilt/slide moonroof with sliding sunshade



# 1794 Edition

Available in CrewMax

### Drivetrain/Powertrain

- 5.7-Liter Aluminum i-Force V8 DOHC 32-Valve with Dual Independent Variable Valve Timing with intelligence (VVT-i)
  - 381 hp @ 5600 rpm; 401 lb.-ft. @ 3600 rpm
  - Tow Package<sup>6</sup>
- 6-speed Electronically Controlled automatic Transmission with intelligence (ECT-i)
- Rear-Wheel Drive (RWD) or 4WDemand part-time 4WD

### Exterior Features

- Chrome grille
- 20-in. 6-spoke alloy wheels
- LED headlights with LED Daytime Running Lights (DRL) and LED fog lights
- Chrome heated auto-dimming and power-folding mirrors
- Chrome front bumper endcaps and color-keyed rear bumper
- 38-gallon fuel tank
- 1794 Edition badging

### Interior Features

- Entune™ Premium JBL<sup>®21</sup> Audio with Integrated Navigation<sup>19</sup> and Entune® App Suite<sup>20</sup>
- Brown premium perforated leather-trimmed seats with Ultrasuede<sup>®52</sup> seat inserts
- Heated and ventilated front bucket seats
- Power tilt/telescopic steering wheel
- Memory system for seats, outside mirrors and steering wheel
- Wood-style trim (including steering wheel and shift knob)
- Dual zone automatic climate control
- Unique floor mats<sup>22</sup>
- Power vertical rear window
- Integrated Trailer Brake Controller (ITBC)<sup>26</sup>

### Safety/Convenience

- Toyota Safety Sense™ P (TSS-P)<sup>28</sup> includes:
  - Pre-Collision System<sup>29</sup> with Pedestrian Detection<sup>30</sup> (PCS w/PD)
  - Lane Departure Alert (LDA)<sup>24</sup> with Sway Warning System (SWS)<sup>31</sup>
  - Automatic High Beams (AHB)<sup>32</sup>
  - Dynamic Radar Cruise Control (DRCC)<sup>23</sup>
- Star Safety System™
- Blind Spot Monitor (BSM)<sup>4</sup> with Rear Cross-Traffic Alert (RCTA)<sup>38</sup>
- Front and rear parking assist sonar<sup>37</sup>

### Options and Packages

- TRD Off-Road Package<sup>44</sup>
- 20-in. chrome-clad alloy wheels
- Running boards
- Power tilt/slide moonroof with sliding sunshade



# TRD Pro

Available in CrewMax

### Drivetrain/Powertrain and Performance

- 5.7-Liter Aluminum i-FORCE V8 DOHC 32-Valve with Dual Independent Variable Valve Timing with intelligence (VVT-i)
  - 381 hp @ 5600 rpm; 401 lb.-ft. @ 3600 rpm
  - Tow Package<sup>6</sup>
- 6-speed Electronically Controlled automatic Transmission with intelligence (ECT-i)
- 4WDemand part-time 4WD
- TRD exhaust system with black chrome tips
- TRD Pro front and rear FOX<sup>®7</sup> shocks

### Exterior Features

- Heritage “TOYOTA” front grille
- 18-in. 5-spoke BBS<sup>®</sup> forged aluminum TRD Pro wheels with Michelin P275/65R18 tires
- TRD aluminum 1/4-in.-thick front skid plate
- Hood scoop
- LED headlights with LED Daytime Running Lights (DRL)
- Rigid Industries<sup>®2</sup> LED fog lights
- “TRD Pro” bed stamp
- Deck rail system<sup>3</sup>
- 38-gallon fuel tank
- Black external badging

### Interior Features

- Entune™ Premium Audio with Integrated Navigation<sup>19</sup> and Entune® App Suite<sup>20</sup>
- TRD Pro leather-trimmed front bucket seats embroidered with red contrast stitching and TRD Pro logo
- TRD shift knob
- TRD Pro floor mats<sup>22</sup>
- Fixed center console with “TRD Pro” badge
- Power tilt/slide moonroof with sliding sunshade
- Auto-dimming rearview mirror with HomeLink<sup>®27</sup> universal transceiver
- Power vertical rear window
- Integrated Trailer Brake Controller (ITBC)<sup>26</sup>

### Safety/Convenience

- Toyota Safety Sense™ P (TSS-P)<sup>28</sup> includes:
  - Pre-Collision System<sup>29</sup> with Pedestrian Detection<sup>30</sup> (PCS w/PD)
  - Lane Departure Alert (LDA)<sup>24</sup> with Sway Warning System (SWS)<sup>31</sup>
  - Automatic High Beams (AHB)<sup>32</sup>
  - Dynamic Radar Cruise Control (DRCC)<sup>23</sup>
- Star Safety System™

For additional information on TRD Pro, please visit [toyota.com/tundra](http://toyota.com/tundra)

COLOR/TRIM\*

# Color



Midnight Black Metallic

Voodoo Blue

Cavalry Blue



Smoked Mesquite

Barcelona Red Metallic


Quicksand



Magnetic Gray Metallic


Cement

Silver Sky Metallic




Super White

# Trim




SR fabric shown in Graphite


Also available in



SR5 fabric shown in Black



Graphite



Sand Beige

Also available in



Limited leather trim shown in Black



Graphite



Sand Beige



Platinum premium leather trim shown in Black



1794 Edition premium leather trim shown in Brown



TRD Pro premium leather trim shown in Black

\*Not all colors and trims are available on all models and grades. Availability is subject to change. See dealer for details.

# Combinations

COLOR SELECTOR	SR	SR5	LIMITED	PLATINUM	1794 EDITION	TRD PRO
Midnight Black Metallic	GRAPHITE	BLACK, GRAPHITE, SAND BEIGE	BLACK, GRAPHITE, SAND BEIGE	BLACK	BROWN	BLACK
Voodoo Blue	•	•	•	•	•	BLACK
Cavalry Blue	•	BLACK, GRAPHITE, SAND BEIGE	BLACK, GRAPHITE, SAND BEIGE	•	•	•
Barcelona Red Metallic	GRAPHITE	BLACK, GRAPHITE, SAND BEIGE	BLACK, GRAPHITE, SAND BEIGE	BLACK	BROWN	•
Smoked Mesquite	•	•	BLACK, SAND BEIGE	BLACK	BROWN	•
Quicksand	•	BLACK, GRAPHITE, SAND BEIGE	BLACK, GRAPHITE, SAND BEIGE	•	•	•
Magnetic Gray Metallic	•	BLACK, GRAPHITE	BLACK, GRAPHITE	BLACK	BROWN	•
Cement	•	BLACK, GRAPHITE	BLACK, GRAPHITE	•	•	•
Silver Sky Metallic	•	BLACK, GRAPHITE	BLACK, GRAPHITE	BLACK	BROWN	•
Super White	GRAPHITE	BLACK, GRAPHITE, SAND BEIGE	BLACK, GRAPHITE, SAND BEIGE	BLACK	BROWN	BLACK

\*Not all colors and trims are available on all models and grades. Availability is subject to change. See dealer for details.

## ACCESSORIES

You own it. But there are a few things you might want to do before it's really yours. Maybe it needs different wheels, tube steps or tie-downs, or a bed extender<sup>47</sup> for doing the stuff that really matters to you. Whatever it is, ask your sales associate to see the 2019 Tundra Accessories brochure, a soup-to-nuts catalog of Genuine Toyota Accessories designed to give your Tundra the finishing touches that make it unmistakably yours. For a complete list of accessories, go to [toyota.com/tundra](http://toyota.com/tundra).

Alloy wheel locks

All-weather floor liners<sup>22</sup>

Ball mount<sup>6</sup>

Bed extender<sup>47</sup>

Bed lighting

Bed mat

BedStep<sup>®</sup>

Black badge caps

Cargo divider<sup>51</sup>

Cargo net — exterior

Carpet floor mats<sup>22</sup>

Cast aluminum running boards

Center console tray

Coin holder/ashtray cup

Deck rail camera mount<sup>53</sup>

Deck rail system<sup>3</sup>

Door edge guards

Doorsill protectors

Emergency assistance kit

Exhaust tip — black or chrome

First aid kit

Glass Breakage Sensor (GBS)<sup>41</sup>

Hard tri-fold tonneau cover

LED fog lights — black or chrome

Mini tie-downs with hooks<sup>47,54</sup>

Paint protection film<sup>55</sup>

Predator tube step

Skid Resistor™ bedliner

Spare tire lock

Spray-on bedliner

TRD anti-sway bar — front or rear

TRD brake pads — front or rear

TRD carpet floor mats<sup>22</sup>

TRD front skid plate

TRD oil cap


TRD oil filter

TRD radiator cap

Tube steps — black or chrome

“Tundra” tailgate insert badge (chrome or black)

Universal tablet holder<sup>56</sup>



Spray-on bedliner



All-weather floor liners<sup>22</sup>



Predator tube step



Hard tri-fold tonneau cover



Exhaust tip — black or chrome



Bed mat



Cargo divider<sup>51</sup>



BedStep<sup>®</sup>

FEATURES<sup>1</sup>

EXTERIOR	DOUBLE CAB			CREWMAX				
	SR	SR5	LIMITED	SR5	LIMITED	PLATINUM	1794 EDITION	TRD PRO
LED headlights with LED Daytime Running Lights (DRL), with manual level control, auto on/off feature and integrated LED fog lights	—	P	S	P	S	S	S	—
LED headlights with LED Daytime Running Lights (DRL) with black sport trim, with manual level control, auto on/off feature and Rigid Industries <sup>2</sup> LED fog lights	—	—	—	—	—	—	—	S
Halogen headlights with LED Daytime Running Lights (DRL), with manual level control and auto on/off feature	S	S	—	S	—	—	—	—
Halogen fog lights	—	S	—	S	—	—	—	—
Gray grille with gray surround	S	—	—	—	—	—	—	—
Gray grille with chrome surround and chrome front bumper endcaps	—	S	—	S	—	—	—	—
Silver grille with chrome surround and chrome front bumper endcaps	—	—	S	—	S	—	—	—
Black grille with color-keyed grille surround and color-keyed front bumper endcaps	—	—	—	—	—	S	—	—
Gray grille with color-keyed grille surround and color-keyed front bumper endcaps	—	P	—	P	—	—	—	—
Chrome grille with chrome front bumper endcaps	—	—	—	—	—	—	S	—
"TOYOTA" grille with color-keyed grille surround and color-keyed endcaps	—	—	—	—	—	—	—	S
Chrome rear bumper	—	S	S	S	S	—	—	—
Color-keyed rear bumper (5.7L only)	—	P	P	P	P	S	S	S
Deck rail system <sup>3</sup> with four adjustable tie-down cleats	O	O	S	O	S	S	S	S
Deck rail and tailgate caps	S	S	S	S	S	S	S	S
TRD Pro bedside stamping	—	—	—	—	—	—	—	S
Taillights and stop lights with dual vortex generators	S	S	S	S	S	S	S	S
Black heated power outside mirrors	S	S	—	S	—	—	—	—
Chrome heated power outside mirrors	—	—	S	—	S	—	—	—
Color-keyed heated power outside mirrors	—	P	—	P	—	—	—	S
Chrome heated power and auto-dimming outside mirrors with turn signal and blind spot warning indicators, <sup>4</sup> and power-folding, reverse tilt-down and memory features	—	—	—	—	—	S	S	—
Heated power outside tow mirrors with integrated blind spot mirrors, <sup>5</sup> turn signal indicators and manual-extend and -folding feature (5.7L V8 only; not available on Platinum, 1794 Edition, TRD Pro and models equipped with BSM and RCTA)	O	O	O	O	O	—	—	—
Power tilt/slide moonroof with sliding sunshade (deletes overhead console with storage area)	—	—	—	—	O	O	O	S
Two-speed windshield wipers	S	—	—	—	—	—	—	—
Variable intermittent windshield wipers	—	S	S	S	S	S	S	S
Windshield wiper de-icer	S	S	S	S	S	S	S	S
High Solar Energy-Absorbing (HSEA) glass	S	S	S	S	S	S	S	S
Easy lower and lift tailgate	S	S	S	S	S	S	S	S
Running boards	O	O	O	O	O	O	O	—
Front and rear mudguards	S	S	S	S	S	S	S	S
Front tow hooks <sup>6</sup>	—	P	P	P	P	P	P	S
TRD front skid plate	—	—	—	—	—	—	—	S
Skid plate on engine, fuel tank	—	P	P	P	P	—	P	—
TRD Pro front and rear TRD FOX <sup>7</sup> shocks with remote reservoirs	—	—	—	—	—	—	—	S
TRD Sport front and rear TRD Bilstein <sup>8</sup> shocks and anti-sway bars (5.7L only)	—	P	—	P	—	—	—	—
Chrome "5.7L i-FORCE V8" engine badge (driver and front passenger door)	S	S	S	S	S	—	—	—
Chrome "PLATINUM" badge (driver and front passenger door)	—	—	—	—	—	S	—	—
Chrome "1794 EDITION" badge (driver and front passenger door)	—	—	—	—	—	—	S	—
Black "5.7L i-FORCE V8" engine badge (driver and front passenger door)	—	—	—	—	—	—	—	S
Chrome 4x4 badge (lower-left portion of tailgate)	S	S	S	S	S	S	S	—
Chrome "TUNDRA" badge (driver and front passenger door)	—	S	S	S	S	—	—	—
Black 4x4 badge (lower-left portion of tailgate)	—	—	—	—	—	—	—	S
Black "TUNDRA" badge (driver and front passenger door)	—	—	—	—	—	—	—	S
Large fuel tank (38-gallon)	—	P	S	P	S	S	S	S

See numbered footnotes in Disclosures section.

S = Standard O = Optional — = Not available P = Feature is available as part of an option package.



FEATURES<sup>1</sup> (continued)

INTERIOR	DOUBLE CAB			CREWMAX				
	SR	SR5	LIMITED	SR5	LIMITED	PLATINUM	1794 EDITION	TRD PRO
Air conditioning with dust and pollen air filter and single temperature setting for driver and front passenger	S	S	—	S	—	—	—	S
Automatic dual zone climate control with dust and pollen filter and individual temperature settings for driver and front passenger	—	—	S	—	S	S	S	—
Integrated backup camera <sup>9</sup>	S	S	S	S	S	S	S	S
Entune™ Audio — includes 6.1-in. touch-screen display, AM/FM CD player, six speakers, auxiliary port, USB media port, <sup>10</sup> advanced voice recognition, <sup>12</sup> hands-free phone capability, phone book access and music streaming <sup>13</sup> via Bluetooth <sup>®13</sup> wireless technology, and Siri <sup>®</sup> Eyes Free. <sup>14</sup> See <a href="http://toyota.com/entune">toyota.com/entune</a> for details.	S	—	—	—	—	—	—	—
Entune™ Audio Plus — includes 7-in. high-resolution touch-screen display, AM/FM/HD Radio, <sup>TM15</sup> CD player, six speakers, auxiliary port, USB media port, <sup>10</sup> advanced voice recognition, <sup>12</sup> hands-free phone capability, phone book access and music streaming <sup>13</sup> via Bluetooth <sup>®13</sup> wireless technology, Scout <sup>®</sup> GPS Link compatible, <sup>16</sup> Siri <sup>®</sup> Eyes Free, <sup>14</sup> and SiriusXM <sup>®</sup> Satellite Radio <sup>17</sup> with 3-month All Access trial. <sup>18</sup> See <a href="http://toyota.com/entune">toyota.com/entune</a> for details.	—	S	—	S	—	—	—	—
Entune™ Premium Audio with Integrated Navigation <sup>19</sup> and Entune <sup>®</sup> App Suite <sup>20</sup> — includes 7-in. high-resolution touch-screen with split-screen display, AM/FM cache radio, HD Radio, <sup>TM15</sup> CD player, nine speakers (seven speakers on Double Cab), auxiliary port, USB media port, <sup>10</sup> advanced voice recognition, <sup>12</sup> hands-free phone capability, phone book access and music streaming <sup>13</sup> via Bluetooth <sup>®13</sup> wireless technology, Siri <sup>®</sup> Eyes Free, <sup>14</sup> HD Radio, <sup>TM15</sup> Predictive Traffic and Doppler Weather overlay, and SiriusXM <sup>®</sup> Satellite Radio <sup>17</sup> with 3-month All Access trial. <sup>18</sup> See <a href="http://toyota.com/entune">toyota.com/entune</a> for details.	—	O	S	O	S	—	—	S
Entune™ Premium JBL <sup>®21</sup> Audio with Integrated Navigation <sup>19</sup> and Entune <sup>®</sup> App Suite <sup>20</sup> — includes 7-in. high-resolution touch-screen with split-screen display, AM/FM CD player, 12 JBL <sup>®21</sup> speakers including subwoofer amplifier, auxiliary port, USB media port, <sup>10</sup> advanced voice recognition, <sup>12</sup> hands-free phone capability, phone book access and music streaming <sup>13</sup> via Bluetooth <sup>®13</sup> wireless technology, Siri <sup>®</sup> Eyes Free, <sup>14</sup> HD Radio, <sup>TM15</sup> Predictive Traffic and Doppler Weather overlay, and SiriusXM <sup>®</sup> Satellite Radio <sup>17</sup> with 3-month All Access trial. <sup>18</sup> See <a href="http://toyota.com/entune">toyota.com/entune</a> for details. (JBL <sup>®21</sup> Audio on CrewMax only)	—	—	—	—	P	S	S	—
5-passenger seating capacity	—	P	S	P	S	S	S	S
6-passenger seating capacity	S	S	—	S	—	—	—	—
Vinyl 40/20/40 split fold-down front bench seat; 4-way adjustable driver's seat; 4-way adjustable front passenger bench seat	P	—	—	—	—	—	—	—
Fabric-trimmed 40/20/40 split fold-down front bench seat; 4-way adjustable driver's seat; 4-way adjustable front passenger bench seat	S	S	—	S	—	—	—	—
Fabric-trimmed front bucket seats; 10-way power-adjustable driver's seat; 4-way adjustable front passenger seat	—	P	—	P	—	—	—	—
Leather-trimmed and heated front bucket seats; 10-way power-adjustable driver's seat; 6-way power-adjustable front passenger seat	—	—	S	—	S	—	—	—
Black TRD Pro leather-trimmed front bucket seats with red contrast stitching and TRD Pro logo; 10-way power-adjustable driver's seat; 4-way adjustable front passenger seat	—	—	—	—	—	—	—	S
Perforated, leather-trimmed, heated and ventilated front bucket seats with embroidered upper backrests; 12-way power-adjustable driver's seat, which includes power thigh and lumbar support and a 2-position memory function; 6-way power-adjustable front passenger seat with power lumbar support	—	—	—	—	—	S	S	—
60/40 split fold-up rear seats	S	S	S	S	S	S	S	S
Carpet flooring and TRD Pro floor mats <sup>22</sup>	—	—	—	—	—	—	—	S
Carpet flooring (not available with Work Truck Package)	S	S	S	S	S	—	—	—
Carpet flooring and premium floor mats <sup>22</sup>	—	—	—	—	—	S	S	—
Heavy-duty all-weather flooring and floor mats <sup>22</sup>	P	—	—	—	—	—	—	—
Urethane tilt 4-spoke steering wheel with Bluetooth <sup>®13</sup> hands-free phone, voice command, Dynamic Radar Cruise Control (DRCC); <sup>23</sup> Lane Departure Alert (LDA) <sup>24</sup> controls, and column shifter	S	—	—	—	—	—	—	—
Urethane tilt 4-spoke steering wheel with audio, Bluetooth <sup>®13</sup> hands-free phone, voice command, Dynamic Radar Cruise Control (DRCC); <sup>23</sup> Lane Departure Alert (LDA) <sup>24</sup> controls, and column shifter	—	S	—	S	—	—	—	—
Urethane tilt/telescopic 4-spoke steering wheel with audio, Bluetooth <sup>®13</sup> hands-free phone, voice command, Dynamic Radar Cruise Control (DRCC); <sup>23</sup> Lane Departure Alert (LDA) <sup>24</sup> controls, and center-console gated shift lever (front bucket seat only)	—	P	—	P	—	—	—	S
TRD Shift Knob	—	P	—	P	—	—	—	S
Leather-trimmed tilt/telescopic 4-spoke steering wheel with audio, Bluetooth <sup>®13</sup> hands-free phone, voice command, Dynamic Radar Cruise Control (DRCC); <sup>23</sup> Lane Departure Alert (LDA) <sup>24</sup> controls, and center-console gated shift lever (front bucket seat only)	—	—	S	—	S	—	—	—
Leather-trimmed power tilt/telescopic 4-spoke steering wheel (with wood-grain-style accents — 1794 Edition only) with memory function and audio, Bluetooth <sup>®13</sup> hands-free phone, voice command, Dynamic Radar Cruise Control (DRCC); <sup>23</sup> Lane Departure Alert (LDA) <sup>24</sup> controls, and center-console gated shift lever	—	—	—	—	—	S	S	—

See numbered footnotes in Disclosures section.

S = Standard O = Optional — = Not available P = Feature is available as part of an option package.

FEATURES<sup>1</sup> (continued)

**INTERIOR (continued)**

	DOUBLE CAB			CREWMAX				
	SR	SR5	LIMITED	SR5	LIMITED	PLATINUM	1794 EDITION	TRD PRO
4.2-in. TFT Multi-Information Display (MID) with odometer, outside temperature, fuel economy, cruising range, average speed, trip distance with timer, TPMS <sup>25</sup> and Integrated Trailer Brake Controller (ITBC) <sup>26</sup> monitor (5.7L V8 only); shift-position indicator	S	S	S	S	S	S	S	S
Power windows with driver's-side one-touch auto down, power door locks with shift-linked automatic lock/unlock feature and remote keyless entry system with lock, unlock and panic functions (not available with Work Truck Package), cab-illuminated entry system and one-touch auto start	S	S	—	S	—	—	—	—
Power windows with driver's-side one-touch auto down, power door locks with shift-linked automatic lock/unlock feature and programmable auto door lock logic, remote keyless entry system with lock, unlock and panic functions, cab and driver footwell-illuminated entry system and one-touch auto start	—	—	S	—	S	—	—	S
Power windows with driver and front passenger one-touch auto up/down, power door locks with shift-linked automatic lock/unlock feature and programmable auto door lock logic, remote keyless entry system with lock, unlock and panic functions, cab, driver footwell- and ignition-key-illuminated entry system and one-touch auto start	—	—	P	—	P	S	S	—
Fixed rear window	S	—	—	—	—	—	—	—
Sliding horizontal rear window with privacy glass	—	S	—	—	—	—	—	—
Power horizontal sliding rear window with privacy glass	—	—	S	—	—	—	—	—
Power vertical sliding rear window with defogger and privacy glass	—	—	—	S	S	S	S	S
Auto-dimming rearview mirror with compass and HomeLink <sup>®27</sup> universal transceiver	—	S	—	S	—	—	—	—
Auto-dimming rearview mirror with HomeLink <sup>®27</sup> universal transceiver	—	P	S	P	S	S	S	S
Overhead console with sunglasses storage	—	—	—	S	S	S	S	—
Fixed center console with covered storage compartment and second-row vents (front bucket seats only)	—	P	S	P	S	S	S	S
Rear under-seat storage compartment	—	S	S	—	—	—	—	—
Two front 12V auxiliary power outlets; one rear 12V auxiliary power outlet	S	S	S	S	S	S	S	S
Front and rear maplights	S	S	S	S	S	S	S	S
Two front and two rear cup holders, four front and two rear bottle holders (three front cup holders on Limited)	S	S	S	—	—	—	—	—
Two front and two rear cup holders, four front and four rear bottle holders (three front cup holders on Limited, Platinum, 1794 Edition and TRD Pro)	—	—	—	S	S	S	S	S

**SAFETY AND CONVENIENCE**

Toyota Safety Sense™ P (TSS-P) <sup>28</sup> — Pre-Collision System <sup>29</sup> with Pedestrian Detection <sup>30</sup> (PCS w/PD), Lane Departure Alert (LDA) <sup>24</sup> with Sway Warning System (SWS), <sup>31</sup> Automatic High Beams (AHB) <sup>32</sup> and Dynamic Radar Cruise Control (DRCC) <sup>23</sup>	S	S	S	S	S	S	S	S
<b>STAR SAFETY SYSTEM</b> ™ Star Safety System™ — includes Vehicle Stability Control (VSC) <sup>33</sup> Traction Control (TRAC), Anti-lock Brake System (ABS) with Electronic Brake-force Distribution (EBD), Brake Assist (BA) <sup>34</sup> and Smart Stop Technology® (SST) <sup>35</sup>	S	S	S	S	S	S	S	S
Eight airbags <sup>36</sup>	S	S	S	S	S	S	S	S
Driver and front outboard passenger Advanced Airbag System <sup>36</sup>	S	S	S	S	S	S	S	S
Driver and front outboard passenger seat-mounted side airbags, driver and front passenger knee airbags, and front and rear Roll-sensing Side Curtain Airbags (RSCA) <sup>36</sup>	S	S	S	S	S	S	S	S
3-point seatbelts for all seating positions; driver-side Emergency Locking Retractor (ELR) and Automatic/Emergency Locking Retractor (ALR/ELR) on all passenger seatbelts	S	S	S	S	S	S	S	S
Driver and front passenger seatbelt pretensioners with force limiters	S	S	S	S	S	S	S	S
LATCH (Lower Anchors and Tethers for CHildren) includes lower anchors on outboard rear seats and tether anchor on rear center seat	S	S	S	S	S	S	S	S
Child-protector rear door locks	S	S	S	S	S	S	S	S
Tire Pressure Monitor System (TPMS) <sup>25</sup>	S	S	S	S	S	S	S	S
Front and rear parking assist sonar <sup>37</sup>	—	P	P	P	P	S	S	—
Blind Spot Monitor (BSM) <sup>4</sup> with Rear Cross-Traffic Alert (RCTA) <sup>38</sup> and color-keyed rear bumper	—	P	P	P	P	S	S	—
Trailer-Sway Control (TSC) <sup>39</sup>	S	S	S	S	S	S	S	S
Integrated Trailer Brake Controller (ITBC) <sup>26</sup> with Multi-Information Display (MID) monitoring screen and trailer brake type, gain and manual trailer brake output controls (5.7L V8 only)	S	S	S	S	S	S	S	S
Anti-theft system with engine immobilizer <sup>40</sup>	S	S	—	S	—	—	—	—
Anti-theft system with alarm and engine immobilizer <sup>40</sup>	—	P	S	P	S	—	—	S
Anti-theft system with alarm, Glass Breakage Sensor (GBS) <sup>41</sup> and engine immobilizer <sup>40</sup>	—	—	P	—	P	S	S	—
ToyotaCare <sup>42</sup> featuring a no cost maintenance plan with roadside assistance <sup>43</sup>	S	S	S	S	S	S	S	S

See numbered footnotes in Disclosures section.

S = Standard O = Optional — = Not available P = Feature is available as part of an option package.

**WHEELS**

	DOUBLE CAB			CREWMAX				
	SR	SR5	LIMITED	SR5	LIMITED	PLATINUM	1794 EDITION	TRD PRO
A — 18-in. styled steel wheels with P255/70R18 tires	S	S	—	S	—	—	—	—
B — 18-in. 5-spoke alloy wheels with P275/65R18 tires	—	O	—	O	—	—	—	—
C — 18-in. split 5-spoke SX Package black alloy wheels with P255/70R18 tires	—	P	—	—	—	—	—	—
D — 18-in. split 5-spoke TRD Off-Road Package alloy wheels with P275/65R18 tires	—	P	P	P	P	—	P	—
E — 20-in. 6-spoke TRD Sport Package wheels with P275/55R20 tires	—	P	—	P	—	—	—	—
F — 20-in. Limited grade split 5-spoke wheels with P275/55R20 tires	—	—	S	—	S	—	—	—
G — 20-in. 6-spoke wheels with P275/55R20 tires	—	—	—	—	—	S	S	—
H — 20-in. 6-spoke chrome-clad alloy wheels with P275/55R20 tires	—	—	—	—	—	—	O	—
I — 18-in. BBS® forged-aluminum 5-spoke black alloy wheels with P275/65R18 tires	—	—	—	—	—	—	—	S



[A]



[B]



[C]



[D]



[E]



[F]



[G]



[H]



[I]

PACKAGES AND OPTIONS

PACKAGES AND OPTIONS	DOUBLE CAB			CREWMAX				
	SR	SR5	LIMITED	SR5	LIMITED	PLATINUM	1794 EDITION	TRD PRO
SR WORK TRUCK PACKAGE — adds durable vinyl seating and flooring and removes wireless door lock feature	P	—	—	—	—	—	—	—
SR5 UPGRADE PACKAGE — adds larger fuel tank (5.7L V8 only); replaces front bench seating with front bucket seats with power driver's seat with power lumbar support; adds front center console with floor-mounted urethane shift lever and knob, tilt/telescopic urethane steering wheel, three front cup holders, and an anti-theft system with alarm and engine immobilizer <sup>10</sup>	—	P	—	P	—	—	—	—
CONVENIENCE PACKAGE — includes front and rear parking assist sonar, <sup>37</sup> Blind Spot Monitor (BSM) <sup>4</sup> with Rear Cross-Traffic Alert (RCTA) <sup>38</sup> (upgrades to color-keyed rear bumper; requires SR5 Upgrade Package on SR5 models)	—	P	—	P	—	S	S	—
SX PACKAGE — upgrades standard wheels to 18-in. 5-spoke black alloy wheels, replaces front bench seating with front bucket seats with power driver's seat with power lumbar support, adds color-keyed exterior styling, and removes exterior badging	—	P	—	—	—	—	—	—
Entune™ Premium Audio with Integrated Navigation <sup>19</sup> and Entune® App Suite <sup>20</sup> — includes 7-in. high-resolution touch-screen with split-screen display, AM/FM cache radio, HD Radio, <sup>TM15</sup> CD player, nine speakers (seven speakers on Double Cab), auxiliary port, USB media port, <sup>10</sup> advanced voice recognition, <sup>12</sup> hands-free phone capability, phone book access and music streaming <sup>13</sup> via Bluetooth <sup>®13</sup> wireless technology, Siri® Eyes Free, <sup>14</sup> HD Radio <sup>TM15</sup> Predictive Traffic and Doppler Weather overlay, SiriusXM® Satellite Radio <sup>17</sup> with 3-month All Access trial. <sup>18</sup> See <a href="http://toyota.com/entune">toyota.com/entune</a> for details.	—	O	S	O	S	—	—	S
Entune™ Premium JBL <sup>®21</sup> Audio with Integrated Navigation <sup>19</sup> and Entune® App Suite <sup>20</sup> — includes 7-in. high-resolution touch-screen with split-screen display, AM/FM cache radio, HD Radio, <sup>TM15</sup> CD player, 12 JBL <sup>®21</sup> speakers including subwoofer amplifier, auxiliary port, USB media port, <sup>10</sup> advanced voice recognition, <sup>12</sup> hands-free phone capability, phone book access and music streaming <sup>13</sup> via Bluetooth <sup>®13</sup> wireless technology, Siri® Eyes Free, <sup>14</sup> Entune® App Suite <sup>20</sup> HD Radio <sup>TM15</sup> Predictive Traffic and Doppler Weather overlay, SiriusXM® Satellite Radio <sup>17</sup> with 3-month All Access trial. <sup>18</sup> See <a href="http://toyota.com/entune">toyota.com/entune</a> for details.	—	—	—	—	P	S	S	—
TRD OFF-ROAD PACKAGE <sup>44</sup> — upgrades standard wheels to 18-in. split 5-spoke TRD Off-Road Package alloy wheels and all-terrain P275/65R18 tires; includes trail-tuned Bilstein <sup>®8</sup> shock absorbers, engine skid plate, fuel tank skid plate, front tow hooks <sup>6</sup> (on 4x2 models; standard on 4x4 models), LED headlights and LED fog lights (on SR5 models only), TRD Off-Road floor mats <sup>22</sup> (on SR5 and Limited models only), and bedside TRD Off-Road decals	—	P	P	P	P	—	P	—
TRD SPORT PACKAGE — upgrades standard wheels to 20-in. 6-spoke TRD Sport Package alloy wheels and P275/55R20 tires; includes sport-tuned Bilstein <sup>®8</sup> shock absorbers, TRD front and rear anti-sway bars, color-keyed accents (grille surround, mirror caps, front and rear bumper), LED headlights and LED fog lights, TRD Sport floor mats, <sup>22</sup> TRD shift knob, hood scoop and bedside TRD Sport decals; requires SR5 Upgrade Package	—	P	—	P	—	—	—	—
TRD SPORT CONVENIENCE PACKAGE — includes front and rear parking assist sonar, <sup>37</sup> Blind Spot Monitor (BSM) <sup>4</sup> with Rear Cross-Traffic Alert (RCTA); <sup>38</sup> requires TRD Sport Package	—	P	—	P	—	—	—	—
LIMITED PREMIUM PACKAGE — includes front and rear parking assist sonar, <sup>37</sup> Blind Spot Monitor (BSM) <sup>4</sup> with Rear Cross-Traffic Alert (RCTA) <sup>38</sup> (upgrades to color-keyed rear bumper), with additional convenience features including: power windows with driver and front passenger auto up/down; cab, driver footwell- and ignition-key-illuminated entry system; an anti-theft system with alarm, Glass Breakage Sensor (GBS) <sup>41</sup> engine immobilizer, <sup>40</sup> and Entune™ Premium JBL <sup>®21</sup> Audio with Integrated Navigation <sup>19</sup> and Entune® App Suite <sup>20</sup> (JBL <sup>®21</sup> Audio on CrewMax models only)	—	—	P	—	P	—	—	—
Deck rail system <sup>3</sup> with four adjustable tie-down cleats	O	O	S	O	S	S	S	S
Heated power outside tow mirrors with integrated blind spot mirrors, <sup>5</sup> turn signal indicators and manual-extend and -folding feature (5.7L V8 only; not available with BSM with RCTA)	O	O	O	O	O	—	—	—
Running boards	O	O	O	O	O	O	O	—
Power tilt/slide moonroof with sliding sunshade	—	—	—	—	O	O	O	S

See numbered footnotes in Disclosures section.

S = Standard O = Optional — = Not available P = Feature is available as part of an option package.

SPECIFICATIONS

MECHANICAL	DOUBLE CAB			CREWMAX				
	SR	SR5	LIMITED	SR5	LIMITED	PLATINUM	1794 EDITION	TRD PRO
<b>ENGINE</b>								
4.6-Liter Aluminum i-FORCE V8 with DOHC 32-Valve cylinder heads with Acoustic Control Induction System (ACIS), Dual Independent Variable Valve Timing with intelligence (VVT-i) and 4-2-1 tubular stainless steel exhaust manifold; 310 hp @ 5600 rpm; 327 lb.-ft. @ 3400 rpm	S	S	—	S	—	—	—	—
5.7-Liter Aluminum i-FORCE V8 with DOHC 32-Valve cylinder heads with Acoustic Control Induction System (ACIS), Dual Independent Variable Valve Timing with intelligence (VVT-i) and 4-2-1 tubular stainless steel exhaust manifold; 381 hp @ 5600 rpm; 401 lb.-ft. @ 3600 rpm	O	O	S	O	S	S	S	S
5.7-Liter Aluminum i-FORCE V8 with DOHC 32-Valve cylinder heads and E85 Flex Fuel Vehicle <sup>45</sup> (FFV) capability, Acoustic Control Induction System (ACIS), Dual Independent Variable Valve Timing with intelligence (VVT-i) and 4-2-1 tubular stainless steel exhaust manifold; 381 hp @ 5600 rpm; 401 lb.-ft. @ 3600 rpm	—	O	—	O	—	—	—	—
<b>IGNITION SYSTEM</b>								
Electronic, with Toyota Direct Ignition (TDI)	S	S	S	S	S	S	S	S
Heavy-duty battery and heavy-duty alternator (5.7L V8 only)	S	S	S	S	S	S	S	S
<b>EXHAUST SYSTEM</b>								
TRD dual black-chrome-tipped stainless steel exhaust system	—	—	—	—	—	—	—	S
Standard stainless steel exhaust system	S	S	S	S	S	S	S	—
<b>EMISSION RATING</b>								
Low Emission Vehicle II (LEV-II)	S	S	S	S	S	S	S	S
Ultra Low Emission Vehicle II (ULEV-II)	—	O	—	O	—	—	—	—
<b>TRANSMISSION</b>								
6-speed Electronically Controlled automatic Transmission with intelligence (ECT-i), sequential shift mode and uphill/downhill shift logic (5.7L V8 models add TOW/HAUL Mode)	S	S	S	S	S	S	S	S
<b>DRIVETRAIN</b>								
Rear-Wheel Drive (RWD) with Automatic Limited-Slip Differential (Auto LSD) <sup>46</sup>	S	S	S	S	S	S	S	—
4WDemand part-time 4WD with electronically controlled transfer case, Active Traction Control (A-TRAC) and Automatic Limited-Slip Differential (Auto LSD) <sup>46</sup>	O	O	O	O	O	O	O	S

RATIOS			
	4.6L V8		5.7L V8
	1st gear	3.52	1st gear
	2nd gear	2.04	2nd gear
	3rd gear	1.40	3rd gear
	4th gear	1.00	4th gear
	5th gear	0.72	5th gear
	6th gear	0.59	6th gear
	Reverse	3.22	Reverse
	Axle ratio	3.91	Rear differential
	4WD transfer case (high/low range)	1.00/2.64	4WD transfer case (high/low range)

See numbered footnotes in Disclosures section.

S = Standard O = Optional — = Not available P = Feature is available as part of an option package.

SPECIFICATIONS (continued)

	DOUBLE CAB			CREWMAX				
	SR	SR5	LIMITED	SR5	LIMITED	PLATINUM	1794 EDITION	TRD PRO
<b>SUSPENSION</b>								
Independent coil-spring high-mounted double-wishbone front suspension with stabilizer bar and low-pressure nitrogen gas-filled shock absorbers; live axle with trapezoidal multi-leaf rear suspension with staggered outboard-mounted low-pressure nitrogen gas-filled shock absorbers	S	S	S	S	S	S	S	—
Independent TRD coil-spring high-mounted double-wishbone front suspension with a 2-in. lift with stabilizer bar and TRD FOX <sup>®7</sup> front shock absorbers with piggyback reservoirs; live rear axle with trapezoidal multi-leaf rear suspension with staggered outboard-mounted TRD FOX <sup>®7</sup> shock absorbers with piggyback reservoirs	—	—	—	—	—	—	—	S
<b>STEERING</b>								
Hydraulic power rack-and-pinion	S	S	S	S	S	S	S	S
Steering wheel turns, lock-to-lock	3.71	3.71	3.71	3.71	3.71	3.71	3.71	3.71
Turning circle diameter, curb to curb (ft.) (Standard Bed/Long Bed) (Short Bed on CrewMax)	44.0/49.0	44.0/49.0	44.0/—	44.0	44.0	44.0	44.0	44.0
<b>BRAKES</b>								
Power-assisted ventilated 13.9-in. front disc brakes with opposed 4-piston brake calipers; ventilated 13.6-in. rear disc brakes, and Star Safety System <sup>™</sup>	S	S	S	S	S	S	S	S
<b>WEIGHTS AND CAPACITIES</b>								
<b>BASE CURB WEIGHT (lbs.)</b>								
4.6L V8 Standard Bed (Short Bed on CrewMax) (4x2/4x4)	5,100/5,410	5,100/5,410	—/—	5,240/5,560	—/—	—/—	—/—	—/—
5.7L V8 Standard Bed (4x2/4x4)	5,170/5,470	5,170/5,470	5,240/5,530	—/—	—/—	—/—	—/—	—/—
5.7L V8 Long Bed (4x2/4x4)	5,300/5,600	5,300/5,600	—/—	—/—	—/—	—/—	—/—	—/—
5.7L V8 Short Bed (4x2/4x4)	—/—	—/—	—/—	5,340/5,640	5,380/5,680	5,380/5,670	5,380/5,670	—/5,640
<b>GROSS VEHICLE WEIGHT RATING (GVWR) (lbs.)</b>								
4.6L V8 Standard Bed (Short Bed on CrewMax) (4x2/4x4)	6,700/6,900	6,700/6,900	—/—	6,800/7,000	—/—	—/—	—/—	—/—
5.7L V8 Standard Bed (4x2/4x4)	6,900/7,100	6,900/7,100	6,900/7,100	—/—	—/—	—/—	—/—	—/—
5.7L V8 Long Bed (4x2/4x4)	7,000/7,200	7,000/7,200	—/—	—/—	—/—	—/—	—/—	—/—
5.7L V8 Short Bed (4x2/4x4)	—/—	—/—	—/—	7,000/7,200	7,000/7,200	7,000/7,200	7,000/7,200	—/7,200
<b>MAXIMUM PAYLOAD<sup>47</sup>(lbs.)</b>								
4.6L V8 Standard Bed (Short Bed on CrewMax) (4x2/4x4)	1,600/1,490	1,600/1,490	—/—	1,560/1,440	—/—	—/—	—/—	—/—
5.7L V8 Standard Bed (4x2/4x4)	1,730/1,630	1,730/1,630	1,660/1,570	—/—	—/—	—/—	—/—	—/—
5.7L V8 Long Bed (4x2/4x4)	1,700/1,600	1,700/1,600	—/—	—/—	—/—	—/—	—/—	—/—
5.7L V8 Short Bed (4x2/4x4)	—/—	—/—	—/—	1,660/1,560	1,620/1,520	1,620/1,530	1,620/1,530	—/1,560
<b>MAXIMUM TOWING<sup>6</sup> (lbs.)</b>								
5.7L V8 Tow Package includes: towing receiver hitch, 4.30 axle ratio, TOW/HAUL mode switch, trailer brake controller, supplemental engine oil cooler, supplemental transmission cooler, heavy-duty battery, 170-amp alternator and 4-/7-pin connector	O	O	S	O	S	S	S	S
4.6L V8 towing hitch receiver and 4-/7-pin connector	S	S	—	S	—	—	—	—
4.6L V8 Standard Bed (Short Bed on CrewMax) (4x2/4x4)	6,800/6,500	6,800/6,500	—/—	6,700/6,400	—/—	—/—	—/—	—/—
5.7L V8 Standard Bed (4x2/4x4)	10,200/9,900	10,200/9,900	10,100/9,100	—/—	—/—	—/—	—/—	—/—
5.7L V8 Long Bed (4x2/4x4)	10,100/9,800	10,100/9,800	—/—	—/—	—/—	—/—	—/—	—/—
5.7L V8 Short Bed (4x2/4x4)	—/—	—/—	—/—	10,100/9,800	9,400/8,800	9,400/8,800	9,400/8,800	—/9,200
<b>FUEL TANK</b>								
26.4-gal.	S	S	—	S	—	—	—	—
38.0-gal.	—	O	S	O	S	S	S	S

See numbered footnotes in Disclosures section.

S = Standard O = Optional — = Not available P = Feature is available as part of an option package.

SPECIFICATIONS (continued)

DIMENSIONS	DOUBLE CAB			CREWMAX				
	SR	SR5	LIMITED	SR5	LIMITED	PLATINUM	1794 EDITION	TRD PRO
<b>EXTERIOR DIMENSIONS (in.)</b>								
Overall height (4x2/4x4)	76.0/76.4	76.0/76.4	76.0/76.2	75.8/76.2	75.8/76.2	75.8/76.2	75.8/76.2	—/77.2
Overall width	79.9	79.9	79.9	79.9	79.9	79.9	79.9	—/79.9
Overall length (Standard Bed)	228.9	228.9	228.9	—	—	—	—	—
Overall length (Long Bed)	247.8	247.8	—	—	—	—	—	—
Overall length (Short Bed)	—	—	—	228.9	228.9	228.9	228.9	228.9
Wheelbase (Standard Bed)	145.7	145.7	145.7	—	—	—	—	—
Wheelbase (Long Bed)	164.6	164.6	—	—	—	—	—	—
Wheelbase (Short Bed)	—	—	—	145.7	145.7	145.7	145.7	145.7
Inside bed length (Standard Bed)	78.7	78.7	78.7	—	—	—	—	—
Inside bed length (Long Bed)	97.6	97.6	—	—	—	—	—	—
Inside bed length (Short Bed)	—	—	—	66.7	66.7	66.7	66.7	66.7
Bed depth	22.2	22.2	22.2	22.2	22.2	22.2	22.2	22.2
Bed width at tailgate	66.4	66.4	66.4	66.4	66.4	66.4	66.4	66.4
Bed width (between wheelwells)	50.0	50.0	50.0	50.0	50.0	50.0	50.0	50.0
Track (front/rear)	67.9/67.9	67.9/67.9	67.9/67.9	67.9/67.9	67.9/67.9	67.9/67.9	67.9/67.9	67.9/67.9
Ground clearance (4x2/4x4)	10.2*/10.6	10.2*/10.6	10.2/10.4	10.2/10.6	10.0/10.4	10.4/10.4	10.4/10.4	—/10.6
<b>INTERIOR DIMENSIONS, front/rear (in.)</b>								
Head room	39.7/38.7	39.7/38.7	39.7/38.7	39.7/38.7	39.7/38.9	39.7/38.9	39.7/38.9	39.7/38.9
Hip room	62.6/62.6	62.6/62.6	62.6/62.6	62.6/60.4	62.6/60.4	62.6/60.4	62.6/60.4	62.6/60.4
Leg room	42.5/34.7	42.5/34.7	42.5/34.7	42.5/42.3	42.5/42.3	42.5/42.3	42.5/42.3	42.5/42.3
Shoulder room	65.7/65.6	65.7/65.6	65.7/65.6	65.7/65.5	65.7/65.5	65.7/65.5	65.7/65.5	65.7/65.5
<b>TIRES</b>								
Type — All-Season	S	S	S	S	S	S	S	S
Spare — Full-size mounted under body	S	S	S	S	S	S	S	S
<b>MILEAGE ESTIMATES (mpg city/highway/combined)<sup>48</sup></b>								
4.6L V8 4x2	15/19/16	15/19/16	—	15/19/16	—	—	—	—
4.6L V8 4x4	14/18/16	14/18/16	—	14/18/16	—	—	—	—
5.7L V8 4x2	13/18/15	13/18/15	13/18/15	13/18/15	13/18/15	13/18/15	13/18/15	—
5.7L V8 4x4	13/17/14	13/17/14	13/17/14	13/17/14	13/17/14	13/17/14	13/17/14	13/17/14

\*10.4-in. with Standard Bed.

## CARS BUILT FOR THE WAY YOU LIVE

At Toyota, we build cars for how you live. From building advanced safety features designed to help prevent crashes to driving cross-country to understand how we can make your driving experience better, our work starts with understanding your needs. Building cars for how you live also means thinking about tomorrow — from fuel efficiency and environmental innovations, to things beyond cars, like a bicycle that you can control with your mind. And because what we learn building cars can help improve lives in other places, we do things like help communities rebuild their homes quickly after a disaster and work with soup kitchens to help them serve more people faster. Toyota. Built for how you live. Together we are going places.

## DISCLOSURES

1. Toyota strives to build vehicles to match customer interest and thus they typically are built with popular options and option packages. Not all options/packages are available separately and some may not be available in all regions of the country. If you would prefer a vehicle with no or different options, contact your dealer to check for current availability or the possibility of placing a special order. 2. Rigid Industries® is a registered trademark of JST Performance, LLC d/b/a Rigid Industries. 3. Standard on Limited, Platinum, 1794 Edition and TRD Pro grades; available on SR and SR5 grades. 4. Do not rely exclusively on the Blind Spot Monitor. Always look over your shoulder and use your turn signal. There are limitations to the function, detection and range of the monitor. See *Owner's Manual* for additional limitations and details. 5. Do not rely exclusively on the blind-spot mirror. Always look over your shoulder and use your turn signal. There are limitations to the function of the mirror. See *Owner's Manual* for additional limitations and details. 6. Before towing, confirm your vehicle and trailer are compatible, hooked up and loaded properly and that you have any necessary additional equipment. Do not exceed any Weight Ratings and follow all instructions in your *Owner's Manual*. The maximum you can tow depends on base curb weight plus the total weight of any cargo, occupants, and added vehicle equipment. "Added vehicle equipment" includes additional standard/optional equipment and accessories added by the manufacturer, dealers, and/or vehicle owners. The only way to be certain of your vehicle's exact curb weight is to weigh your vehicle without passengers or cargo. 7. FOX® is a registered trademark of FOX Factory, Inc. (©FOX Factory, Inc.) 8. Bilstein® is a registered trademark of ThyssenKrupp Bilstein GmbH FED REP GERMANY. 9. The backup camera does not provide a comprehensive view of the rear area of the vehicle. You should also look around outside your vehicle and use your mirrors to confirm rearward clearance. Environmental conditions may limit effectiveness and view may become obscured. See *Owner's Manual* for additional limitations and details. 10. May not be compatible with all mobile phones, MP3/WMA players and like models. 11. iPod® is a registered trademark of Apple Inc. All rights reserved. 12. Advanced voice recognition capabilities vary by head unit. 13. The Bluetooth® word mark and logos are registered trademarks owned by Bluetooth SIG, Inc., and any use of such marks by Toyota is under license. A compatible Bluetooth®-enabled phone must first be paired. Phone performance depends on software, coverage and carrier. 14. Always drive safely, obey traffic laws and focus on the road while driving. Siri® is available on select iPhone®/iPad® models and requires Internet access. Siri® is not available in all languages or all areas and features vary by area. Some Siri® functionality and commands are not accessible in the vehicle. Data charges may apply. See apple.com and phone carrier for details. Siri® is a registered trademark of Apple Inc. 15. HD Radio™ Technology manufactured under license from iBiquity Digital Corporation U.S. and Foreign Patents. HD Radio™ and the HD, HD Radio, and "Arc" logos are proprietary trademarks of iBiquity Digital Corp. 16. The Scout® GPS Link app is compatible with select vehicle models. Availability and accuracy of the information provided by Scout® GPS Link is subject to change at any time without notice and is dependent upon many factors, including smartphone connectivity, capability and cellular reception. Always use safe driving practices and follow all traffic rules. Data charges may apply. Scout® and Telenav® are registered trademarks of Telenav, Inc. 17. SiriusXM® audio services require a subscription sold separately by Sirius XM Radio Inc. If you decide to continue service after your trial, the subscription plan you choose will automatically renew thereafter and you will be charged according to your chosen payment method at then-current rates. Fees and taxes apply. To cancel, you must call SiriusXM at 1-866-635-2349. See SiriusXM Customer Agreement for complete terms at www.siriusxm.com. All fees and programming subject to change. Not all vehicles or devices are capable of receiving all services offered by SiriusXM. Current information and features may not be available in all locations, or on all receivers. ©2018 Sirius XM Radio Inc. SiriusXM and all related marks and logos are trademarks of Sirius XM Radio Inc. 18. Trial length and service availability may vary by model, model year or trim. 19. Be sure to obey traffic regulations and maintain awareness of road and traffic conditions at all times. Availability and accuracy of the information provided by the navigation system is dependent upon many factors. Use common sense when relying on information provided. Services and programming subject to change. Services not available in every city or roadway. Updates may be available from your dealer at an additional cost. See *Owner's Manual* for details. 20. Be sure to obey traffic regulations and maintain awareness of road and traffic conditions at all times. Apps/services vary by phone/carrier; functionality depends on many factors. Select apps use large amounts of data; you are responsible for charges. Apps and services subject to change at any time without notice. See toyota.com/entune for details. 21. JBL® is a registered trademark of Harman International Industries, Incorporated. 22. This floor mat/floor liner was designed specifically for use in your model and model year vehicle and SHOULD NOT be used in any other vehicle. To avoid potential interference with pedal operation, each mat/liner must be secured with its fasteners. Do not install a floor mat/floor liner on top of an existing floor mat/floor liner. 23. Dynamic Radar Cruise Control is designed to assist the driver and is not a substitute for safe and attentive driving practices. System effectiveness is dependent on many factors including road, weather and traffic conditions. See *Owner's Manual* for additional limitations and details. 24. Lane Departure Alert is designed to read visible lane markers under certain conditions, and provide visual and audible alerts when lane departure is detected. It is not a collision-avoidance system or a substitute for safe and attentive driving. Effectiveness is dependent on many factors including road, weather and vehicle conditions. See *Owner's Manual* for additional limitations and details. 25. The Tire Pressure Monitor System alerts the driver when tire pressure is critically low. For optimal tire wear and performance, tire pressure should be checked regularly with a gauge; do not rely solely on the monitor system. See *Owner's Manual* for details. 26. The Integrated Trailer Brake Controller is an electronic system that operates in tandem with a properly equipped trailer with an electric braking system. It is designed to help the driver maintain trailer control by increasing or reducing trailer braking based on trailer weight. It is not a substitute for safe towing practices. Factors including speed, road conditions and driver input can all affect trailer braking control. See *Owner's Manual* for additional limitations and details. 27. HomeLink® and the HomeLink® house icon are registered trademarks of Gentex Corporation. 28. Drivers are responsible for their own safe driving. Always pay attention to your surroundings and drive safely. System effectiveness is dependent on many factors including road, weather and vehicle conditions. See *Owner's Manual* for additional limitations and details. 29. The TSS Pre-Collision System is designed to help avoid or reduce the crash speed and damage in certain frontal collisions only. It is not a substitute for safe and attentive driving. System effectiveness is dependent on many factors including road, weather and vehicle conditions. See *Owner's Manual* for additional limitations and details. 30. The Pedestrian Detection system is designed to detect a pedestrian ahead of the vehicle, determine if impact is imminent and help reduce impact speed. It is not a substitute for safe and attentive driving. System effectiveness depends on many factors, such as speed, size and position of pedestrian, and weather, light and road conditions. See *Owner's Manual* for additional limitations and details. 31. Sway Warning is designed to provide a visual and audible alert if it detects a pattern of vehicle movement that might indicate driver inattention or drowsiness. It is not a collision-avoidance system or a substitute for safe and attentive driving. Effectiveness is dependent on many factors including road, weather and vehicle conditions. See *Owner's Manual* for additional limitations and details. 32. Automatic High Beams operate at speeds above 25 mph. Factors such as a dirty windshield, weather, lighting and terrain limit effectiveness, requiring the driver to manually operate the high beams. See *Owner's Manual* for additional limitations and details. 33. Vehicle Stability Control is an electronic system designed to help the driver maintain vehicle control under adverse conditions. It is not a substitute for safe and attentive driving practices. Factors including speed, road conditions, weather and driver steering input can all affect whether VSC will be effective in preventing a loss of control. See *Owner's Manual* for additional limitations and details. 34. Brake Assist is designed to help the driver take full advantage of the benefits of ABS. It is not a substitute for safe driving practices. Braking effectiveness also depends on proper vehicle maintenance, and tire and road conditions. See *Owner's Manual* for additional limitations and details. 35. Smart Stop Technology® operates only in the event of certain contemporaneous brake and accelerator pedal applications. When engaged, the system will reduce power to help the brakes bring the vehicle to a stop. Factors including speed, road conditions and driver input can all impact stopping distance. Smart Stop Technology® is not a substitute for safe and attentive driving and does not guarantee instant stopping. See *Owner's Manual* for additional limitations and details. 36. All the airbag systems are Supplemental Restraint Systems. All airbags (if installed) are designed to inflate only under certain conditions and in certain types of severe collisions. To decrease the risk of injury from an inflating airbag, always wear seatbelts and sit upright in the middle of the seat as far back as possible. Do not put objects in front of an airbag or around the seatback. Do not use a rearward-facing child seat in any front passenger seat. See *Owner's Manual* for additional limitations and details. 37. Front and rear parking assist sonar is designed to warn drivers of potential front and rear collisions at speeds of 6 mph or less. Certain vehicle and environmental factors, including an object's shape and composition, may affect the ability of the front and rear parking assist sonar to detect it. Always look around outside the vehicle and use mirrors to confirm clearance. See *Owner's Manual* for additional limitations and details. 38. Do not rely exclusively on the Rear Cross-Traffic Alert system. Always look over your shoulder and use your mirrors to confirm rear clearance. There are limitations to the function, detection and range of the system. See *Owner's Manual* for additional limitations and details. 39. Trailer-Sway Control (TSC) is an electronic system designed to help the driver maintain vehicle control under adverse conditions. It is not a substitute for safe driving practices. Factors including speed, road conditions, weather and driver steering input can all affect whether TSC will be effective in preventing a loss of control. See *Owner's Manual* for additional limitations and details. 40. The engine immobilizer is a state-of-the-art anti-theft system. When you insert your key into the ignition switch or bring a Smart Key fob into the vehicle, the key transmits an electronic code to the vehicle. The engine will only start if the code in the transponder chip inside the key/fob matches the code in the vehicle's immobilizer. Because the transponder chip is embedded in the key/fob, it can be costly to replace. If you lose a key or fob, your Toyota dealer



## DISCLOSURES (continued)

can help. Alternatively, you can find a qualified independent locksmith to perform high-security key services by consulting your local Yellow Pages or by contacting [www.aloa.org](http://www.aloa.org). **41.** Available only for vehicles equipped with factory security and factory remote keyless entry system or Smart Key System. **42.** ToyotaCare plan covers normal factory scheduled service for 2 years or 25K miles, whichever comes first. See Toyota dealer for details and exclusions. Valid only in the continental U.S. and Alaska. **43.** Roadside Assistance coverage is 2 years unlimited mileage. Does not include parts and fluids, except emergency fuel delivery. See Toyota Dealer for details and exclusions. Valid only in the continental U.S. and Alaska. **44.** The Toyota Tundra is designed to meet most off-road driving requirements, but off-roading is inherently dangerous. Abusive use may result in bodily harm or vehicle damage. Toyota encourages responsible operation to help protect you, your vehicle and the environment. Seatbelts should be worn at all times. Do not allow passengers to ride in cargo area. **45.** Flex Fuel Vehicles are not available in every state. In states where available, all 4x4 5.7L V8 models are FFV. Flex Fuel Vehicles use E85, gasoline or a combination of both. Estimated mileage will vary. Consult your dealer for nearest E85 filling stations. See [toyota.com](http://toyota.com) for further details. **46.** Auto LSD is an electronic, brake-actuated limited-slip differential that automatically activates when VSC is disengaged at low speeds. **47.** Payload Capacity is the calculation of GVWR minus curb weight and should be used for comparison purposes only. The maximum amount of passenger and cargo weight your vehicle can carry is the Load Carrying Capacity indicated on the label(s) on the driver's doorjamb. **48.** 2019 EPA-estimated mileage. Actual mileage will vary. **49.** Vehicle's projected resale value is specific to the 2018 model year. For more information, visit Kelley Blue Book's [KBB.com](http://KBB.com). Kelley Blue Book is a registered trademark of Kelley Blue Book Co., Inc. **50.** Based on manufacturers' data as of July 2018. **51.** Cargo and load capacity limited by weight and distribution. **52.** Ultrasuede® is a registered trademark of Toray Industries, Inc. **53.** Camera accessory not included with purchase. **54.** Requires deck rail system. **55.** The Toyota Genuine Accessory Warranty will only apply when the installation is performed by a trained Toyota-approved installer. Please see dealer for details. **56.** The universal tablet holder is intended for passengers only. Drivers should always be sure to obey traffic regulations and maintain awareness of the road and traffic conditions at all times. Use of aftermarket accessories may pose an increased risk of injury to occupants in the event of an accident. Tablet sold separately.

Toyota strives to build vehicles to match customer interest and thus they typically are built with popular options and option packages. Not all options/packages are available separately and some may not be available in all regions of the country. See [toyota.com](http://toyota.com) for information about options/packages commonly available in your area. If you would prefer a vehicle without any or with different options, contact your dealer to check for current availability or the possibility of placing a special order.

Toyota Tundra is designed to meet most off-road driving requirements. Abusive use may result in bodily harm or damage. Toyota encourages responsible operation to protect you, your vehicle and the environment. Seatbelts should be worn at all times. Please do not allow passengers to ride in the cargo area. Towing hitch receiver/ball mount kits are not intended to provide crash protection. For details on vehicle specifications, standard features and available equipment in your area, contact your Toyota dealer. A vehicle with particular equipment may not be available at the dealership. Ask your Toyota dealer to help locate a specifically equipped vehicle.

All information presented herein is based on data available at the time of posting, is subject to change without notice and pertains specifically to mainland U.S.A. vehicles only. Prototypes shown. Actual production vehicles may vary.

## WARRANTIES

Every Toyota Car, Truck and SUV is built to exceptional standards. And that's not idle boasting. We back it up with these Limited Warranty Coverages:

**Basic:** 36 months/36,000 miles (all components other than normal wear and maintenance items).

**Powertrain:** 60 months/60,000 miles (engine, transmission/transaxle, drive system, seatbelts and airbags).

**Rust-Through:** 60 months/unlimited miles (corrosion perforation of sheet metal).

**Emissions:** Coverages vary under Federal and California regulations. Refer to applicable *Warranty and Maintenance Guide* for details.

**Accessories:** For Genuine Toyota Accessories purchased at the time of the new vehicle purchase, the Toyota Accessory Warranty coverage is in effect for 36 months/36,000 miles from the vehicle's in-service date, which is the same coverage as the Toyota New Vehicle Limited Warranty.

For Genuine Toyota Accessories purchased after the new vehicle purchase the coverage is 12 months, regardless of mileage, from the date the accessory was installed on the vehicle, or the remainder of any applicable new vehicle warranty, whichever provides greater coverage.

You may be eligible for transportation assistance if it's necessary that your vehicle be kept overnight for repairs covered under warranty. Please see your authorized Toyota dealership for further details.

For complete details about Toyota's warranties, please visit [www.toyota.com](http://www.toyota.com), refer to the applicable *Warranty and Maintenance Guide* or see your Toyota dealer.